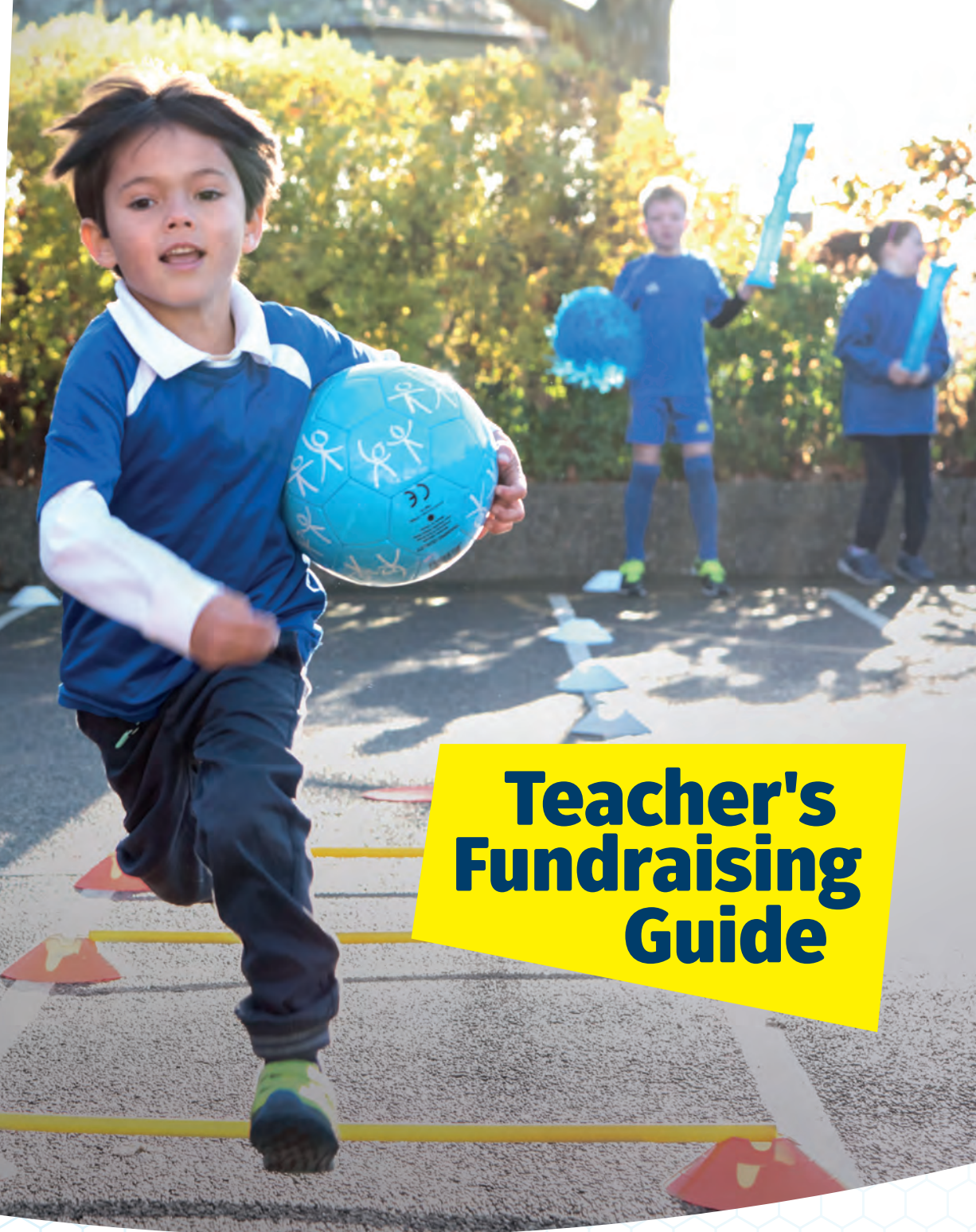


Matching your donations with



UKaid

The UK government will **double every £1** your school raises



Teacher's Fundraising Guide

Soccer Aid for Unicef PLAYGROUND CHALLENGE



SOCCER AID

Friday 8 June

itv unicef  

In your playground...

**RUN
HOPSCOTCH
DRIBBLE
BOUNCE
SHOOT
THROW
SKIP**



What's in your kit bag?

In this pack:

- This guide (for teachers)
- Posters
- Fundraising totaliser
- Stickers
- Paying in slip
(attached to the welcome letter)
- Freepost envelope
(for the paying in slip)

To download from socceraid.org.uk/schools:

- Teaching plans
- Bunting template
- Design your own
cheering banner
- Letter for parents
- Staff poster
- World Cup staff
sweepstake kit
- Bake sale labels

socceraid.org.uk/schools


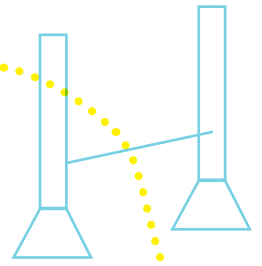




#SoccerAid

The Soccer Aid PLAYGROUND CHALLENGE

KICKS OFF HERE



**A GAME
LIKE
NO OTHER**

Watch the Soccer Aid for Unicef match live on ITV on Sunday 10 June

**Welcome to the Soccer Aid team!
You have thousands of team mates in schools across the UK, all taking part in the Soccer Aid Playground Challenge.**

The Soccer Aid Playground Challenge is a brilliant, fun and easy way to get the whole school involved in raising money for children in danger around the world.

The idea is simple; children bring in a pound or two and wear their favourite football or sports kit for the day. They then kick, bounce or carry a ball around a playground obstacle course that they've designed with their teachers.

The Playground Challenge will kick off on **Friday 8 June**, but don't worry if that date doesn't work for you. You can take the challenge and fundraise anytime from now to the end of June. But make sure you send in your money before 6 July – as funds will be doubled by the UK government until this date, meaning your playground challenge will help even more children in danger.



Matching your donations with



UKaid

The UK government will double every £1 your school raises



KICK BACK!

Don't forget to watch Soccer Aid for Unicef live on ITV on Sunday 10 June



STEPS

TO THE PLAYGROUND CHALLENGE

1

Put the date in your school calendar

Hundreds of schools across the UK will take part in the Playground Challenge on **Friday 8 June**. Don't worry if your school can't take part on 8 June. You can take the Challenge at any time and pay in your fundraising until 6 July.

3

Discover how your money helps

We've got loads of great teaching resources to help everyone learn about the difference your fundraising will make, giving pupils the chance to learn about the experience of children in other countries.



2

Plan your Playground Challenge

Everyone can get involved in the fun of making a top-class obstacle course. You can use PE equipment and anything in the playground (climbing frame, basketball hoops, a tree!). Which team will beat the clock and be crowned Playground Champions?

TOP TIP

Get **FREE** lesson plans, class activities, assembly plans and teacher notes at socceraid.org.uk/schools



4

Be a fundraising legend

The obstacle course is where it all starts, but the Soccer Aid Playground Challenge is so much bigger! Head to **page 7** to get started with our ideas to help you beat your fundraising goals.

5

Get the crowd involved

The more people you tell about your fundraising, the more support you'll get. So once you've asked parents to bring in a pound or two for their child to take part, keep reminding the community and followers through social media (**#SoccerAid**), on the school website and with posters around school.



DO THE CHALLENGE!

6

Reached your goal?

Hit your target? Brilliant! Send your money to us before 6 July 2018 and we can start changing children's lives with it. Find out how to send in your money on **page 11**.

TOP TIP

Get posters, bunting, cheering sticks and other great resources at socceraid.org.uk/schools

7

Everyone's a winner

It's a great idea to have an assembly to thank everyone for their hard work. You can show the special thank you video from Unicef celebrity supporters and celebrate the money you've raised to help protect children in danger.

REMEMBER...

- to let everyone know that their donation will be doubled by the UK government
- to send in your money by 6 July.

The TV show

Usain Bolt and Robbie Williams are building all star Soccer Aid World XI and England teams for a game like no other. **Watch Soccer Aid for Unicef live from Old Trafford on ITV on Sunday 10 June.**

© Unicef/Cooper



**ON YOUR
MARKS...
GET SET...**

GO

FUNDRAISING TOP TIPS



The Soccer Aid Playground Challenge is much more than an obstacle course. There's loads of other great ways to be creative, have fun and raise money for Unicef.

1

Beat the teacher

Set up a penalty shootout where parents and pupils take penalties against a teacher for £1 a go.

2

Bake!

Encourage pupils and staff to bake cakes, treats and other snacks and then have a bake sale at break or lunchtime.

3

Staff sweepstake

Have a World Cup football sweepstake with a prize for the winner and the rest going to help change children's lives.

4

Teachers v. Pupils

The ultimate grudge match! Whether it's a game of football or a quiz, get the parents involved so you're not outnumbered!



“

We had a whole day event where groups of children took part in a range of ball skills. And our parent governors had a cake sale after school. The children loved the activities and we raised lots of money for Soccer Aid.”

Vanessa Franks, Headteacher, Gracelands Nursery, Birmingham

GAME CHANGER

Unicef works in countries around the world, providing support and vital care for children like Raheema*, age 10.

Raheema lives in a refugee camp in southern Bangladesh, Asia. She is from the Rohingya, an ethnic group in Myanmar (Burma). Raheema is one of nearly 400,000 Rohingya children who have recently fled to Bangladesh because of violence.



I had to leave Myanmar but my dad was left behind. We don't know where he is or what has happened to him.

I couldn't bring anything with me except the clothes I was wearing. It took about 7 days for us to travel to Bangladesh. We had to hide in the jungle. When we got to Bangladesh, the army brought us to this refugee camp.

At home I had a big table to study on, there was a lot of books on the table, that's what I miss the most. My favourite thing about the camp is the Unicef child friendly space – here I can learn, play and talk about my experiences – in a safe environment.

I want to finish my studies, and then I will be a doctor because I want to help people."

Raheema, age 10, Bangladesh

* name changed to protect her identity



First News has all the latest on the Playground Challenge
live.firstnews.co.uk

Your Playground Challenge will help children like Sebenele, age 14.

Sebenele lives with his mum in a village in Swaziland, southern Africa. Last year, Sebenele was severely malnourished. Now he is better and stronger thanks to support from Unicef.



Last year, I was sick. When I was sick my body stopped growing but now I am growing and I feel well every day.

Now I get enough food. I'm playing football and many games that I couldn't play last year.

I go to a Unicef supported teen club where I can meet my friends,

play games, and they teach us how to take care of ourselves. I make sure I'm a good boy and I help to take care of my mum. When I finish school I want to be a nurse because you can take care of others as well as afford to eat."

Sebenele, age 14, Swaziland

GOAL!



See how far your fundraising will go

£1,164

could provide a child friendly space where children can safely learn, play and receive care in times of emergency

£322

could buy a water pump to provide clean, safe drinking water for a school or whole village

£155

could provide a school in a box to help at least 40 children continue their education in times of emergency

£28

could provide an emergency supplies kit, including life-saving food to protect children from danger

£1.70

could provide vaccines to protect a child from deadly disease

£1,164

£322

£155

£28

£1.70

Watch your target soar!

The money your school raises will make a huge difference to the lives of children around the world.



Fundraising is like being a superhero, you help other people all over the world and you're not just thinking about yourself."

Ade, year 6

How to send in the money you've raised

By banking slip

1. Complete the easy banking slip at the bottom of your letter
2. Take the slip and the money to your local bank
3. Ask the bank to stamp the box on the letter to confirm the money has been deposited
4. Then please send this letter back to Unicef UK using your FREEPOST envelope.

By cheque

1. Bank the money you have raised
2. Write a cheque for the amount, made payable to Unicef UK
3. Fill in the paying in form
4. Please send this letter and cheque to Unicef UK using your FREEPOST envelope

After we receive your donation, we'll send you a lovely thank you letter and certificate that you can display at your school. If you'd prefer not to receive this, just let us know.



Registered charity England & Wales
(1072612) Scotland (SC043677).



The UK government will double every £1 your school raises before 6 July



Keep your eye on the ball and on the date!

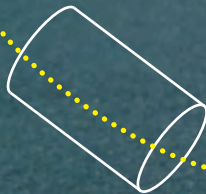
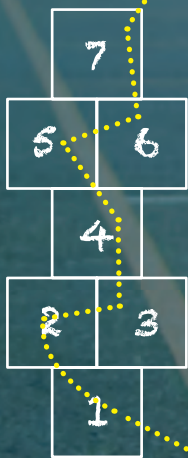
To ensure that the UK government matches every £1 your school raises, please send in your schools fundraising by

Thursday 6 July

Photos © Unicef/Fields



BUILD YOUR TEAM



Thank you for joining thousands of children across the UK as they **kick, bounce** or **carry** a ball around an obstacle course they have designed. Start planning your Soccer Aid Playground Challenge today!

It's fun, easy to organise and a great way to raise funds for children in danger around the world.